

# Maricopa Homelessness Data Report

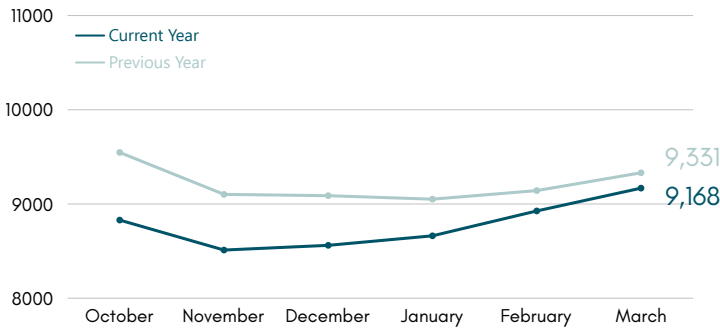
## Monthly Snapshot: **March 2026**



This monthly report highlights key metrics in the population experiencing homelessness in Maricopa County. All data comes from the Maricopa Homeless Management Information System (HMIS)

### Who is active in our system?

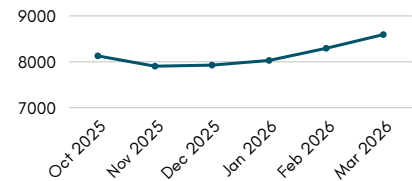
#### Total Actively Homeless Households



These are the households using homelessness services in Maricopa County and is equivalent to those on the local By-Name List.

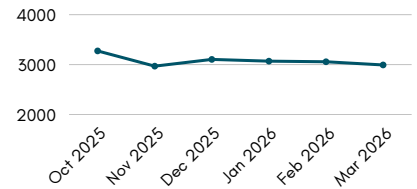
#### Singles

🏠 Households: 8,382  
👤 Individuals: 8,593



#### Families

🏠 Households: 786  
👤 Individuals: 2,993



#### Current subpopulation count and % increase/decrease over the last 3 months

##### Older Adults (62+)

🏠 Households: 1,325  
👤 Individuals: 1,380 ↑ 6%

##### Veterans

🏠 Households: 589  
👤 Individuals: 619 ↑ 17%

##### Chronically homeless

🏠 Households: 3,660  
👤 Individuals: 3,988 ↑ 5%

##### Youth (18-24)

🏠 Households: 723  
👤 Individuals: 928 ↑ 17%

#### Individuals served this month\*

Emergency Shelter: <b>3,424</b>	Transitional Housing: <b>865</b>	Permanent Supportive Housing: <b>4,761</b>
Street Outreach: <b>6,698</b>	Rapid Rehousing: <b>1,555</b>	Other Permanent Housing: <b>244</b>

\*Contains duplicated counts due to client use of multiple services

### How did households enter the system?

New to system

**1,130** ↑ 18%

Return from inactive

**1,021** ↓ 3%

Return from housing

**56** ↓ 23%

Current count and % increase/decrease over the last 3 months

### How did households leave the system?

Rental (no subsidy)

**218** ↑ 33%

Rental (subsidy)

**160** ↓ 3%

Family & Friends

**144** ↑ 16%

Unknown/Negative Exit

**1,443** ↓ 6%

Current count and % increase/decrease over the last 3 months

#### Monthly Takeaway

March saw a rise in new entries (+18%), driving continued growth in active households. Chronically homeless households rose another 5%, and youth households rose 17%. Rental exits without subsidy increased significantly (+33%), and unknown/negative exits declined 6%.